

Szybkozłącza do form wtryskowych

typ niemiecki - 65, 90, 20

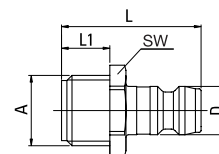


Wtyczka z gwintem zewnętrznym



Seria	S	Kod - z zaworem	Kod - bez zaworu	L	D	A	SW
65	6		TN65M8	24	9	M8 x 0,75	11
65	6		TN651/8	24	9	1/8"	11
65	6		TN65M10	24	9	M10 x 1	11
65	6		TN65M12	27	9	M12 x 1,5	14
65	6	TN65M14V	TN65M14	26	9	M14 x 1,5	15
65	6	TN651/4V	TN651/4	26	9	1/4"	15
65	6		TN653/8	30	9	3/8"	17
90	9		TN901/8	25	13,5	1/8"	14
90	9		TN90M14	26	13,5	M14 x 1,5	15
90	9		TN901/4	26	13,5	1/4"	15
90	9	TN901/4V		31	13,5	1/4"	15
90	9		TN90M16	26	13,5	M16 x 1,5	17
90	9	TN90M16V		30	13,5	M16 x 1,5	17
90	9		TN903/8	26	13,5	3/8"	17
90	9	TN903/8V		30	13,5	3/8"	17
20	13		TN201/2	47	19	1/2"	22
20	13		TN203/4	51	19	3/4"	27
20	13		TN20M24	51	19	M24 x 1,5	27

TN...

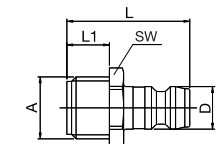


Wtyczka z gwintem zewnętrznym stal nierdzewna



Seria	S	Kod - z zaworem	Kod - bez zaworu	L	D	A	SW
65	6		TN65M8INOX	24	9	M8 x 0,75	11
65	6		TN651/8INOX	24	9	1/8"	11
65	6		TN65M10INOX	24	9	M10 x 1	11
65	6		TN651/4INOX	26	9	1/4"	15
90	9		TN901/4INOX	26	13,5	1/4"	15
90	9		TN903/8INOX	26	13,5	3/8"	17

TN...IONX

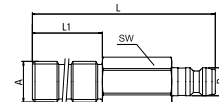


Wtyczka przedłużana 100 mm



Seria	S	Kod - z zaworem	Kod - bez zaworu	L	L1	A	SW
65	6		TN651/8/100	100	60	1/8"	11
65	6		TN651/4/100	100	60	1/4"	14
90	9		TN901/4/100	100	60	1/4"	14
90	9		TN903/8/100	100	60	3/8"	19

TN.../100

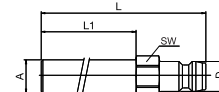


Wtyczka przedłużana bez gwintu



Seria	S	Kod - z zaworem	Kod - bez zaworu	L	L1	A	SW
65	6		TN6508/63	63	42	8	9
65	6		TN6508/100	100	79	8	9
65	6		TN6510/120	120	100	10	11
65	6		TN6510/240	240	220	10	11
65	6		TN6510/360	360	340	10	11
90	9		TN9014/150	150	125	14	15
90	9		TN9014/300	300	275	14	15
90	9		TN9014/450	450	425	14	15
20	13		TN2021/500	500	465	21	22
20	13		TN2021/800	800	765	21	22

TN.../...

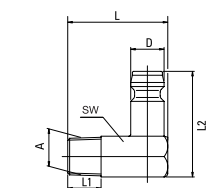


Wtyczka gwint, kątowna 90 stopni



Seria	S	Kod - z zaworem	Kod - bez zaworu	L	L2	A	SW
65	6		TNV65M8	27	28,5	M8 x 0,75	11
65	6		TNV651/8	27	28,5	1/8"	11
65	6		TNV65M10	27	28,5	M10 x 1	11
65	6		TNV651/4	27	28,5	1/4"	11
90	9		TNV90M14	34	32	M14 x 1,5	15
90	9		TNV901/4	34	32	1/4"	15
90	9		TNV903/8	34	32	3/8"	15
20	13		TNV20M24	47	54	M24 x 1,5	24
20	13		TNV201/2	47	54	1/2"	24

TNV...

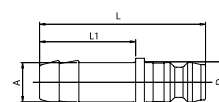


Wtyczka z tuleją do węża



Seria	S	Kod - z zaworem	Kod - bez zaworu	L	L1	A	D
65	6		TN6510	38	22	9 mm	9
90	9		TN9010	41	25	9 mm	13,5
90	9		TN9013	41	25	13 mm	13,5
20	13		TN2013	61	32	13 mm	19
20	13		TN2019	61	32	19 mm	19

TN...



Wtyczka z gwintem wewnętrznym



Seria	S	Kod - z zaworem	Kod - bez zaworu	L	L1	A	SW
65	6		TNI651/8	24	7	1/8"	11
65	6		TNI651/4	27	8	1/4"	16
90	9		TNI901/4	33	8	1/4"	16

TNI...

