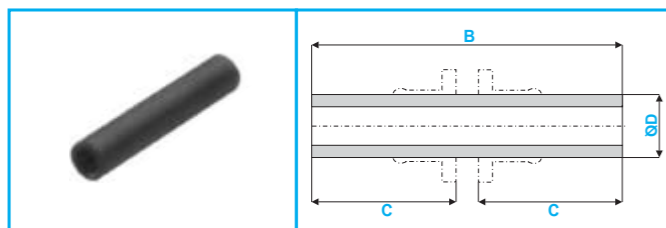


WTYCZKA DWUSTRONNA

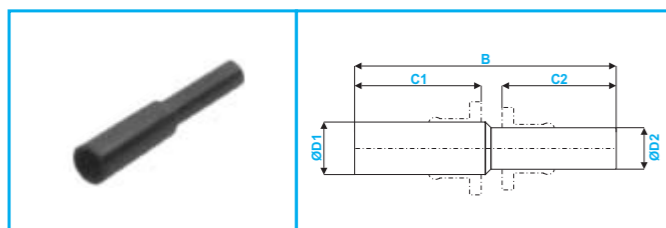
PIJ



MODEL	D	B	C
RQSH 40	4	35	16
RQSH 60	6	37	17
RQSH 80	8	39.5	18.5
RQSH 100	10	46	21
RQSH 120	12	50	22.5
RQSH 160	16	60	25

WTYCZKA DWUSTRONNA redukcyjna

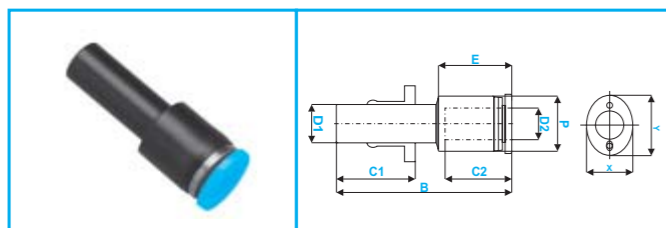
PIG



MODEL	D1	D2	B	C1	C2
RQSH 64	6	4	36	17	16
RQSH 86	8	6	39	18.5	17
RQSH 108	10	8	43	21	18.5
RQSH 1210	12	10	48	22.5	21
RQSH 1612	16	12	54	26.5	22.5

ZŁĄCZE PROSTE z wtyczką redukcyjną

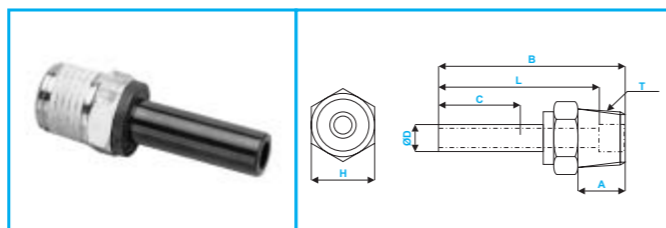
PGJ



MODEL	D1	D2	P1	B	C1	C2	E	X
RQSG 60H40	6	4	10	41.2	17	16	18.2	10
RQSG 80H40	8	4	10	43.2	18.5	16	18.2	10
RQSG 80H60	8	6	12.4	44.2	18.5	17	19.2	12
RQSG 100H60	10	6	12.4	46.2	21	17	19.2	12
RQSG 100H80	10	8	14.4	47.5	21	18.5	20.5	14
RQSG 120H60	12	6	12.4	48.2	22.5	17	19.2	12
RQSG 120H80	12	8	14.4	49.5	22.5	18.5	20.5	14
RQSG 120H100	12	10	17.6	52.4	22.5	21	23	17

WTYCZKA z gwintem zewnętrznym

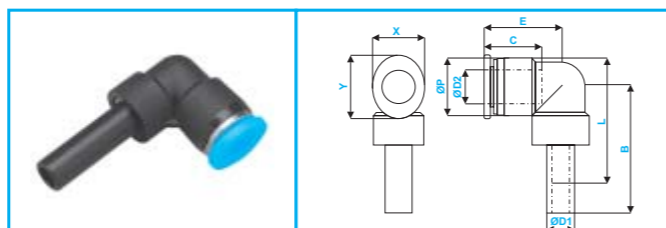
PCJ



MODEL	D	T	A	B	L	C	H
RQSG 184 H	4	R 1/8"	8	33	28.6	15.6	Hex10
RQSG 144 H	4	R 1/4"	11	36	30	15.6	Hex14
RQSG M54 H	4	M5	4	36.9	32.9	15.6	Hex10
RQSG 186 H	6	R 1/8"	8	38	33.6	17.2	Hex10
RQSG 146 H	6	R 1/4"	11	41	35	17.2	Hex14
RQSG 386 H	6	R 3/8"	12	42	35.5	17.2	Hex17
RQSG M56 H	6	M5	4	41.9	37.9	17.2	Hex10
RQSG 148 H	8	R 1/4"	11	43	37	18.4	Hex14
RQSG 388 H	8	R 3/8"	12	44	37.5	18.4	Hex17
RQSG 1410 H	10	R 1/4"	11	55	49	21	Hex17
RQSG 3810 H	10	R 3/8"	12	49	42.5	21	Hex17
RQSG 1210 H	10	R 1/2"	15	52	43.9	21	Hex21
RQSG 1412 H	12	R 1/4"	11	62	56	22.5	Hex19
RQSG 3812 H	12	R 3/8"	12	60.9	54.4	22.5	Hex19
RQSG 1212 H	12	R 1/2"	15	57	48.9	22.5	Hex21
RQSG 3816 H	16	R 3/8"	12	66	59.5	25	Hex21
RQSG 1216 H	16	R 1/2"	15	67	58.9	25	Hex21

ZŁĄCZE KĄTOWE z wtyczką

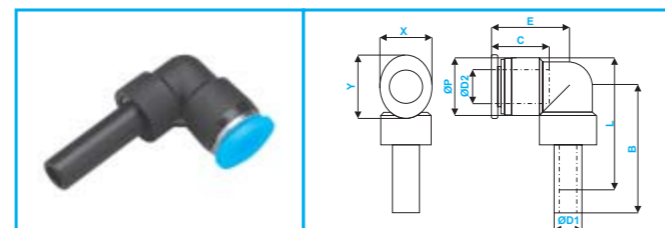
PLLJ



MODEL	D1	D2	P	B	L	C	E
RQSL 40H	4	4	10.4	39.3	29.17	16	18.7
RQSL 60H	6	6	12.4	49.8	40	17	21.1
RQSL 80H	8	8	14.4	54	41.9	18.5	22.8
RQSL 100H	10	10	17.6	62	49.8	21	26.1
RQSL 120H	12	12	21	68.5	56.3	22.5	29.3
RQSL 160H	16	16					

ZŁĄCZE KĄTOWE redukcyjne z wtyczką

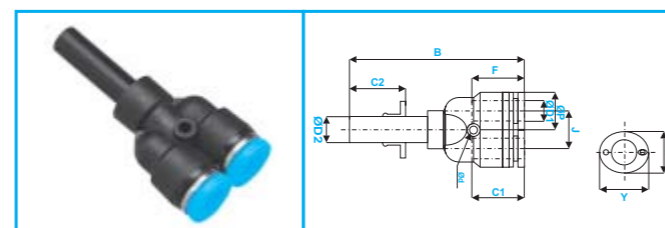
PLGJ



MODEL	D1	D2	P	B	L	C	E
RQSL 60H40	6	4	10.4	33.3	22.3	16	18.7
RQSL 80H60	8	6	12.4	41.3	29.3	17	21.1
RQSL 100H80	10	8	14.4	43.6	29.8	18.5	22.8
RQSL 120H100	12	10	17.6	52	38	21	26.1

ZŁĄCZE Y z wtyczką

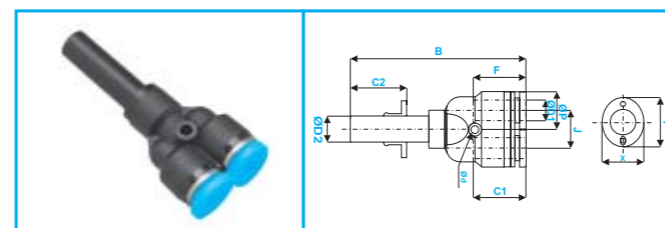
PYJ



MODEL	D1	D2	P	B	C1	C2	d	J
RQSY 40H	4	4	10.4	48.8	16	16	2.2	9.6
RQSY 60H	6	6	12.4	54.7	17	17	3.2	12
RQSY 80H	8	8	14.4	60.8	18.5	18.5	3.2	14
RQSY 100H	10	10	17.6	71.2	21	21	4.2	18
RQSY 120H	12	12	21.2	75.7	22.5	22.5	4.2	20.8

ZŁĄCZE Y z wtyczką redukcyjną

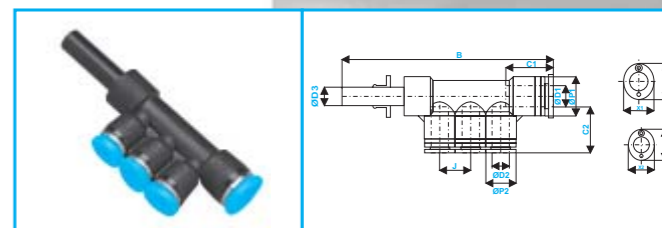
PWJ



MODEL	D1	D2	P	B	C1	C2	d	J
RQSY 60H40	4	6	10.4	55.2	15.6	17.2	2.2	9.6
RQSY 80H60	6	8	12.4	58.7	17.2	18.4	3.2	12
RQSY 100H80	8	10	14.4	64.7	18.4	21	3.2	14
RQSY 120H100	10	12	17.6	75.2	21	22.5	4.2	18

ROZDZIELACZ typu T D3 z wtyczką

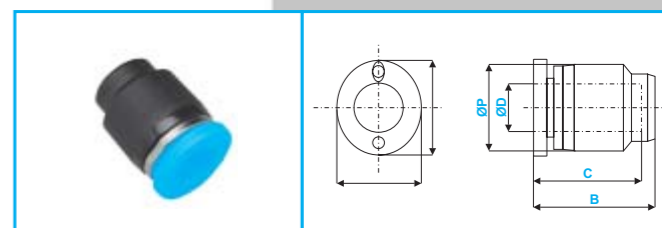
PKJ



MODEL	D1	D2	D3	B	C1	C2	C3	P1
RQST3 60H40	6	4	6	75.7	17	16	17	12.4
RQST3 80H40	8	4	8	79.9	18.5	16	18.5	14.4
RQST3 80H60	8	6	8	82.2	18.5	17	18.5	14.4
RQST3 100H60	10	6	10	0	21	17	21	17.6
RQST3 100H80	10	8	10	102.6	21	18.5	21	17.6

ZAŚLEPKA

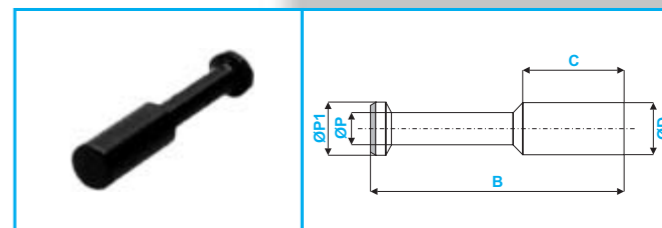
PPF



MODEL	D	P	B	C	X	Y
RQSC 40	4	10.4	17.7	16	10	12
RQSC 60	6	12.4	18.7	17	12	14
RQSC 80	8	14.4	20.5	18.5	14	16
RQSC 100	10	17.6	23.5	21	17	19
RQSC 120	12	21.2	25.5	22.5	21	23

KOREK

PP



MODEL	D	B	P1	P2	C
RQSC 40H	4	28	3	4	15
RQSC 60H	6	32	4	6	17
RQSC 80H	8	39	5	8	18
RQSC 100H	10	42	8	10	20
RQSC 120H	12	44	8	12	22
RQSC 160H	16	46	10	0	25