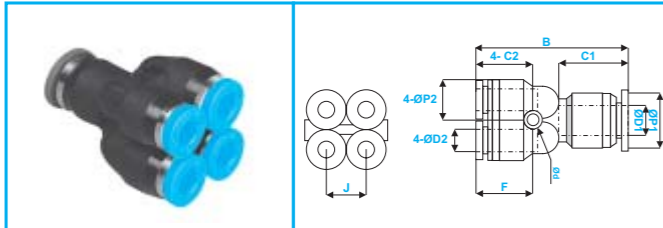


ROZDZIELACZE

ROZDZIELACZ prosty D4

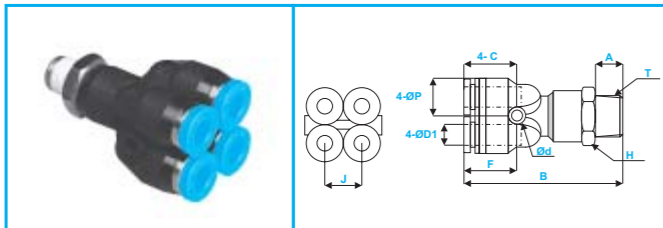
PXG



MODEL	D	D1	D2	B	P1	P2	C1	C2
RQSQ 6040	4	6	4	37.2	13	10.4	17.2	15
RQSQ 8060	6	8	6	40.6	14.4	13	18.4	17.2

ROZDZIELACZ prosty D4 - gwint zewnętrzny

PXT



MODEL	D	T	A	B	P	C	J	H
RQSQ 184	4	R 1/8"	8	44.2	10.4	15	10.4	12
RQSQ 144	4	R 1/4"	11	48.2	10.4	15	10.4	14
RQSQ 186	6	R 1/8"	8	47.9	13	17.2	13	14

ROZDZIELACZ kątowy obrotowy D2

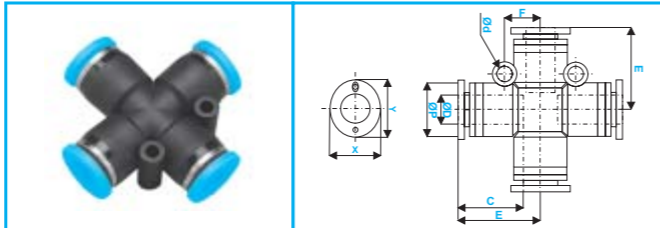
PHT-2



MODEL	D	T1	A	B	C	H	L	L2
RQSLV2 184	4	R 1/8"	8	44.2	15.6	H14	39.8	16.6
RQSLV2 144	4	R 1/4"	11	47.2	15.6	H14	41.2	18
RQSLV2 384	4	R 3/8"	12	48.2	15.6	H14	41.8	18.5
RQSLV2 186	6	R 1/8"	8	44.2	17.2	H14	39.8	16.6
RQSLV2 146	6	R 1/4"	11	47.2	17.2	H14	41.2	18
RQSLV2 386	6	R 3/8"	12	48.2	17.2	H17	41.8	18.5
RQSLV2 188	8	R 1/8"	8	46.2	18.4	H17	41.8	17.1
RQSLV2 148	8	R 1/4"	11	49.2	18.4	H17	43.2	18.5
RQSLV2 388	8	R 3/8"	12	50.2	18.4	H17	43.7	19
RQSLV2 128	8	R 1/2"	15	53.2	18.4	H21	45.1	20.4
RQSLV2 1410	10	R 1/4"	11	58.6	21	H21	52.6	23
RQSLV2 3810	10	R 3/8"	12	59.6	21	H21	53.1	23.85
RQSLV2 1210	10	R 1/2"	15	62.6	21	H21	54.5	24.25
RQSLV2 1412	12	R 1/4"	11	68.8	22.5	H27	62.8	26.9
RQSLV2 3812	12	R 3/8"	12	69.8	22.5	H27	63.3	27.4
RQSLV2 1212	12	R 1/2"	15	72.8	22.5	H27	64.7	28.8

ZŁĄCZE KRZYŻOWE

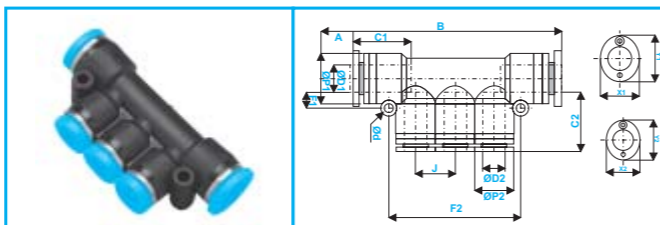
PZA



MODEL	D	P	E	C	F	d	X	Y
RQSX 40	4	10	18.7	16	6	2.2	10	12
RQSX 60	6	12.4	20.4	17	8	3.2	12	14
RQSX 80	8	14.4	22.8	18.5	9	3.2	14	16
RQSX 100	10	17.6	26.1	21	12	4.2	17	19
RQSX 120	12	21.2	29.3	22.5	14	4.2	21	23

ROZDZIELACZ typu T D3

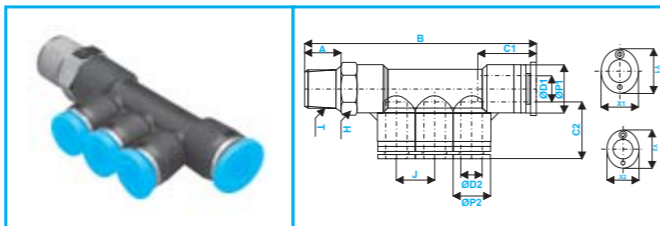
PKG



MODEL	D1	D2	B	C1	C2	P1	P2	J
RQST3 6040	6	4	59.4	17	16	12.4	10.4	10
RQST3 8040	8	4	62	18.5	16	14.4	10.4	10
RQST3 8060	8	6	62	18.5	17	14.4	12.4	12
RQST3 10060	10	6	79.2	21	17	17.6	12.4	12
RQST3 10080	10	8	79.2	21	18.5	17.6	14.4	14

ROZDZIELACZ typu T D3 - gwint zewnętrzny

PKD



MODEL	D1	D2	T	B	C1	C2	P1	P2
RQST3 1864	6	4	R 1/8"	64.7	17	16	12.4	10.4
RQST3 1464	6	4	R 1/4"	0	17	16	12.4	10.4
RQST3 1484	8	4	R 1/4"	70.9	18.5	16	14.4	10.4
RQST3 1486	8	6	R 1/4"	0	18.5	17	14.4	12.4
RQST3 3886	8	6	R 3/8"	74.2	18.5	17	14.4	12.4
RQST3 38108	10	8	R 3/8"	90.6	21	18.5	17.6	14.4

ROZDZIELACZE

ROZDZIELACZ kątowy obrotowy D3

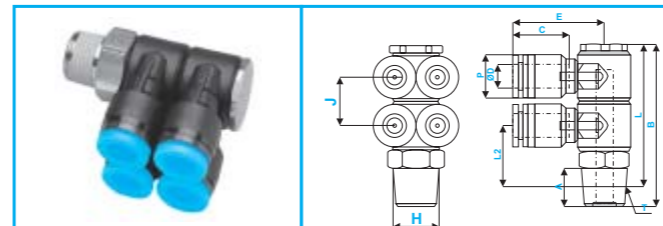
PHT-3



MODEL	D	T1	A	B	C	H	L	L2
RQSLV3 184	4	R 1/8"	8	58.2	15.6	H14	53.8	16.6
RQSLV3 144	4	R 1/4"	11	61.2	15.6	H14	55.2	18
RQSLV3 384	4	R 3/8"	12	62.2	15.6	H17	55.7	18.5
RQSLV3 186	6	R 1/8"	8	58.2	17.2	H14	53.8	16.6
RQSLV3 146	6	R 1/4"	11	61.2	17.2	H14	55.2	18
RQSLV3 386	6	R 3/8"	12	62.2	17.2	H17	55.7	18.5
RQSLV3 188	8	R 1/8"	8	61.3	18.4	H17	56.9	17.1
RQSLV3 148	8	R 1/4"	11	64.3	18.4	H17	58.3	18.5
RQSLV3 388	8	R 3/8"	12	65.3	18.4	H17	58.7	19
RQSLV3 128	8	R 1/2"	15	68.2	18.4	H21	60.1	20.4
RQSLV3 1410	10	R 1/4"	11	76.2	21	H21	70.2	23
RQSLV3 3810	10	R 3/8"	12	77.2	21	H21	70.7	23.85
RQSLV3 1210	10	R 1/2"	15	80.2	21	H21	72.1	24.25
RQSLV3 1412	12	R 1/4"	11	90.6	22.5	H27	84.6	26.9
RQSLV3 3812	12	R 3/8"	12	91.3	22.5	H27	84.8	27.4
RQSLV3 1212	12	R 1/2"	15	94	22.5	H27	86.5	28.8

ROZDZIELACZ kątowy obrotowy D4

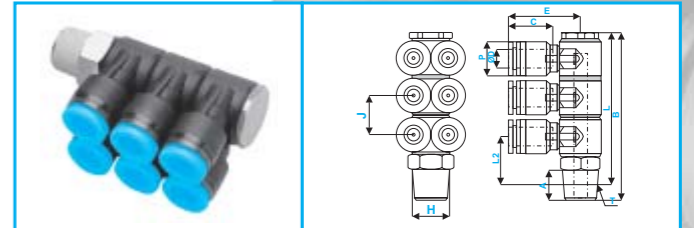
PAT-2



MODEL	D	T1	A	B	C	H	L	L2
RQSLV4 184	4	R 1/8"	8	44.2	15.6	H14	39.8	16.6
RQSLV4 144	4	R 1/4"	11	47.2	15.6	H14	41.2	18
RQSLV4 384	4	R 3/8"	12	48.2	15.6	H14	41.8	18.5
RQSLV4 186	6	R 1/8"	8	44.2	17.2	H14	39.8	16.6
RQSLV4 146	6	R 1/4"	11	47.2	17.2	H14	41.2	18
RQSLV4 386	6	R 3/8"	12	48.2	17.2	H17	41.8	18.5
RQSLV4 188	8	R 1/8"	8	46.2	18.4	H17	41.8	17.1
RQSLV4 148	8	R 1/4"	11	49.2	18.4	H17	43.2	18.5
RQSLV4 388	8	R 3/8"	12	50.2	18.4	H17	43.7	19
RQSLV4 128	8	R 1/2"	15	53.2	18.4	H21	45.1	20.4
RQSLV4 1410	10	R 1/4"	11	58.6	21	H21	52.6	23
RQSLV4 3810	10	R 3/8"	12	59.6	21	H21	53.1	23.85
RQSLV4 1210	10	R 1/2"	15	62.6	21	H21	54.5	24.25
RQSLV4 1412	12	R 1/4"	11	68.8	22.5	H27	62.8	26.9
RQSLV4 3812	12	R 3/8"	12	69.8	22.5	H27	63.3	27.4
RQSLV4 1212	12	R 1/2"	15	72.8	22.5	H27	64.7	28.8

ROZDZIELACZ kątowy obrotowy D6

PAT-3



MODEL	D	T1	A	B	C	H	L	L2
RQSLV6 184	4	R 1/8"	8	58.2	15.6	H14	53.8	16.6
RQSLV6 144	4	R 1/4"	11	61.2	15.6	H14	55.2	18
RQSLV6 384	4	R 3/8"	12	62.2	15.6	H17	55.7	18.5
RQSLV6 186	6	R 1/8"	8	58.2	17.2	H14	53.8	16.6
RQSLV6 146	6	R 1/4"	11	61.2	17.2	H14	55.2	18
RQSLV6 386	6	R 3/8"	12	62.2	17.2	H17	55.7	18.5
RQSLV6 188	8	R 1/8"	8	61.3	18.4	H17	56.9	17.1
RQSLV6 148	8	R 1/4"	11	64.3	18.4	H17	58.3	18.5
RQSLV6 388	8	R 3/8"	12	65.3	18.4	H17	58.7	19
RQSLV6 128	8	R 1/2"	15	68.2	18.4	H21	60.1	20.4
RQSLV6 1410	10	R 1/4"	11	76.2	21	H21	70.2	23
RQSLV6 3810	10	R 3/8"	12	77.2	21	H21	70.7	23.85
RQSLV6 1210	10	R 1/2"	15	80.2	21	H21	72.1	24.25
RQSLV6 1412	12	R 1/4"	11	90.6	22.5	H27	84.6	26.9
RQSLV6 3812	12	R 3/8"	12	91.3	22.5	H27	84.8	27.4
RQSLV6 1212	12	R 1/2"	15	94	22.5	H27	86.5	28.8