

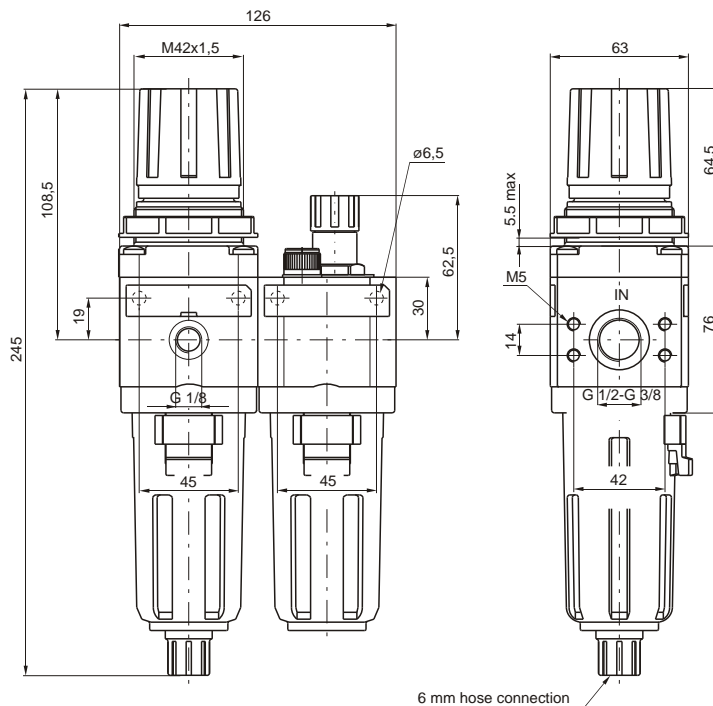


### Construction and working characteristics

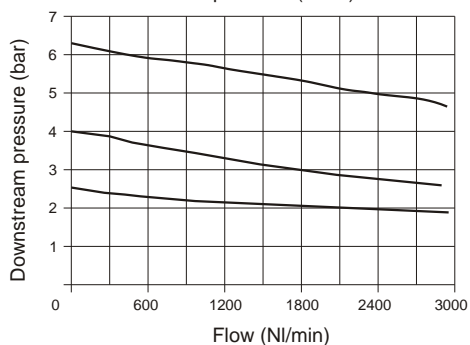
- Filter - diaphragm pressure regulator with relieving.
- Balanced poppet.
- Double filtering action: by air centrifuging and by replaceable and reusable HDPE porous filter element.
- Body made with light alloy.
- Wall mounting possibility with M6 screws protected by covers.
- Lockable handle by simply pressing it downwards in the desired position.
- Transparent technopolymer bowl with shock resistant technopolymer protection connected to the body with bayonet cap and safety button.
- Manual and semi-automatic water drain valve; in the semi-automatic version the drainage happens when there is no pressure or by pushing the valve up-wards.
- Possibility to see the water level on 360° also with bowl protection assembled.
- Automatic water drainage bowl available on request.
- Two pressure gauge connections with plug complete of seal.
- Fog type lubrication with variable section orifice according to the flow.
- Transparent technopolymer sight dome with adjusting handle.
- Oil filling plug.

### Technical characteristics

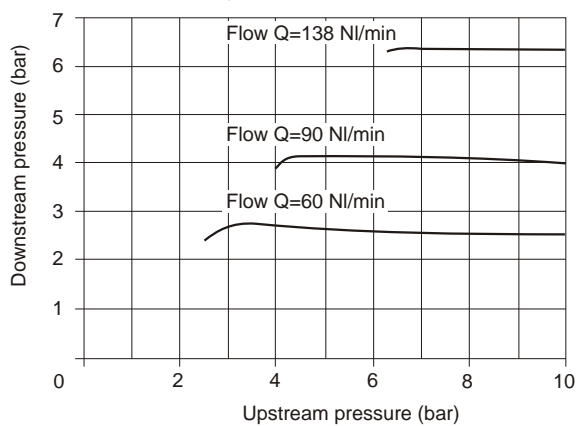
Connections	G 3/8" - G 1/2"
Max. inlet pressure	13 bar - 1,3 MPa
Max. ambient temperature (at 10 bar)	50°C
Pressure gauge connections	G 1/8"
Weight	gr. 1100
Pressure range	0 - 2 bar 0 - 4 bar 0 - 8 bar 0 - 12 bar
Filter pore size	5µ 20µ 50µ
Bowl capacity	42 cm <sup>3</sup>
Oil type	FD22 - HG32
Indicative oil drip rate	1 drop every 300/600 NI
Bowl capacity	80 cm <sup>3</sup>
Min. operational flow at 6,3 bar	20 NI/min
Assembly position	Vertical
Wall mounting screws	M6
Max. fitting torque	40 Nm



Flow rate curves  
Inlet pressure (7 bar)

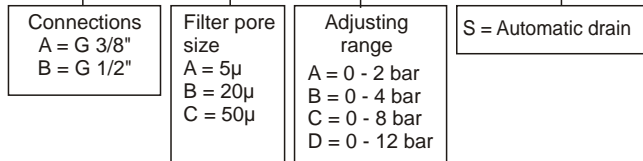


Adjustment characteristics



Ordering code

**17306**



Example: **17306A.B.C.S**

Service unit combination complete with filter - pressure regulator + lubricator size 3.

G 3/8" connections, filter pore size 20μ, adjusting range 0-8 bar and automatic drain.