

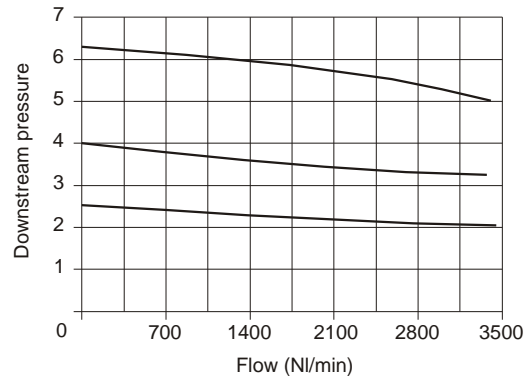
Construction and working characteristics

- Filter - diaphragm pressure regulator with relieving.
- Balanced poppet.
- Lockable handle by simply pressing it downwards in the desired position.
- Body made with light alloy.
- Wall mounting possibility with M6 screws protected by covers.
- Double filtering action: by air centrifuging and by replaceable and reusable HDPE porous filter element.
- Transparent technopolymer bowl with shock resistant technopolymer protection connected to the body with bayonet cap and safety button.
- Manual and semi-automatic water drain valve; in the semiautomatic version the drainage happen when there is no pressure or by pushing the valve up-wards.
- Possibility to see the water level on 360° also with bowl protection assembled.
- Automatic water drainage bowl available on request.
- Two pressure gauge connections with plug complete of seal.

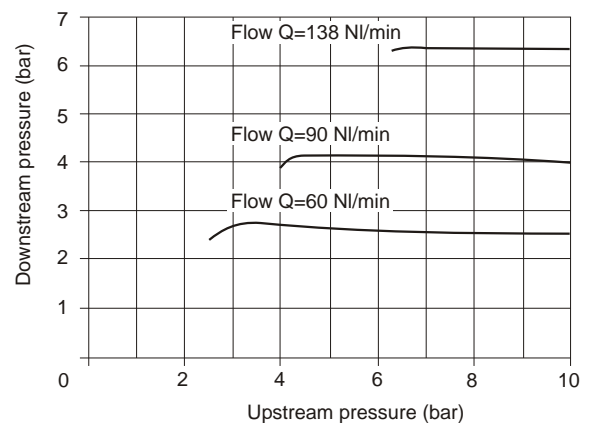
Technical characteristics

Connections	G 3/8" - G 1/2"
Max. inlet pressure	13 bar - 1,3 MPa
Max. ambient temperature (at 10 bar)	50°C
Pressure gauge connections	G 1/8"
Weight	gr. 645
Pressure range	0 - 2 bar
	0 - 4 bar
	0 - 8 bar
	0 - 12 bar
Filter pore size	5µ
	20µ
	50µ
Bowl capacity	42 cm ³
Assembly position	Vertical
Wall mounting screws	M6
Max. fitting torque	40 Nm

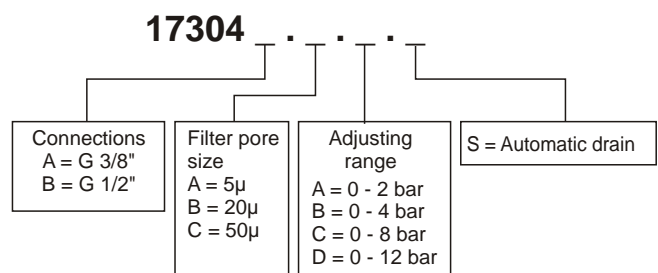
Flow rate curves
Inlet pressure (7 bar)



Adjustment characteristics



Ordering code



Example: **17304A.B.C**
Filter - pressure regulator size 3 with G 3/8" connections, filter pore size 20µ and adjusting range 0-8 bar